








DAIKIN REFRIGERATION PRODUCT CATALOGUE



PRODUCTS OVERVIEW

Horse power (HP)	1.5	1.75	2.0	2.25	2.5	3.0	3.5	4.0	5.0	6.0	6.75	6.8	7.25	7.5	8.0	8.25	9.5	10.0	12.0	16.0
FUSION Reciprocating & Scroll	●		●	●	●	●	●	●	●	●	●	●			●	●		●		
		●	●	●		●	●	●	●	●			●	●		●	●			
FUSION Tandem Digital Scroll																			●	●
																				
FUSION Digital Scroll								●		●					●					
																				

Capacity (kW)	1.5	2.0	3.0	3.2	3.9	4.0	4.8	5.9	6.0	8.05	9.8	14.2
Unit Cooler	●				●			●		●	●	●
	●	●		●		●	●		●			
Slim Unit Cooler												
		●	●									

Type of Refrigerant		R404A	R448A / R449A	R134a
FUSION Reciprocating & Scroll	MEDIUM TEMPERATURE	●	●	●
	LOW TEMPERATURE	●	●	—
FUSION Tandem Digital Scroll	MEDIUM TEMPERATURE	●	●	—
	LOW TEMPERATURE	—	—	—
FUSION Digital Scroll	MEDIUM TEMPERATURE	●	●	—
	LOW TEMPERATURE	—	—	—
Unit Cooler	MEDIUM TEMPERATURE	●	●	●
	LOW TEMPERATURE	●	●	—
Slim Unit Cooler	MEDIUM TEMPERATURE	—	—	—
	LOW TEMPERATURE	●	●	—

Medium Temperature Application


Low Temperature Application

FUSION RECIPROCATING & SCROLL CONDENSING UNIT



On all models

- + Operates with refrigerant R404A, R407A
- + Robust weather resistant housing
- + Highly reliable compressor
- + Liquid receiver with fusible plug
- + Adjustable HP/LP pressure safety switch
- + Liquid line with sight glass and filter drier factory fitted
- + IPX4 rated casing.
- + Noise data tested to ISO 3774-2 standard
- + Oil separator and check valve for low temperature models
- + Externally mounted service valves for easy isolation and an extended tail for easy installation



FUSION RECIPROCATING CONDENSING UNIT

MEDIUM TEMPERATURE

Model	Compressor			Coil Vol.	Airflow	Fan Motors		Connections		Receiver vol. (L)	Net Weight (kg)	Noise dB (A)*	Dimensions (mm)		
	Type	Operating Current (A)*	LRC (A)	(L)	m³/hr	No.	FLC (A)	Suction	Liquid				Width	Depth	Height
LRMRS0150AXV1	MTZ18-5VM	6.6	40	1.5	3040	1	0.6	1/2	3/8	4.6	82	37	1109	478	649
LRMRS0150AXY1	MTZ18-4VM	2.7	20	1.5	3040	1	0.6	1/2	3/8	4.6	82	37	1109	478	649
LRMRS0225AXV1	MTZ28-5VM	11	51	3.1	2620	1	0.6	1/2	3/8	4.6	89	36	1109	478	649
LRMRS0225AXY1	MTZ28-4VM	4	23	3.1	2620	1	0.6	1/2	3/8	4.6	89	36	1109	478	649
LRMRS0300AXV1	MTZ36-5VM	15.2	60	3.1	2620	1	0.6	5/8	3/8	4.6	89	37	1109	478	649
LRMRS0300AXY1	MTZ36-4VM	4.9	30	3.1	2620	1	0.6	5/8	3/8	4.6	89	37	1109	478	649
LRMRS0400AXY1	MTZ50-4VM	6.5	42	4.7	6050	1	1.1	7/8	1/2	7.6	120	37	1335	529	884
LRMRS0500AXY1	MTZ64-4VM	8.3	67	4.7	6050	1	1.1	7/8	1/2	7.6	120	40	1335	529	884
LRMRS0600AXY1	MTZ72-4VM	8.7	80	7.6	5180	1	1.1	7/8	1/2	7.6	126	40	1335	529	884
LRMRS0675AXY1	MTZ81-4VM	10.3	80	7.6	5180	1	1.1	1 1/8	1/2	7.6	126	42	1335	529	884
LRMRS0825AXY1	MTZ100-4VM	12.4	90	6.9	6770	2	1.6	1 1/8	1/2	14	205	42	1258	590	1436
LRMRS1000AXY1	MTZ125-4VM	14.3	105	6.9	6770	2	1.6	1 1/8	1/2	14	205	42	1258	590	1436

* Operating current rated using R404A at (-10/+32°C) MT & (-25/+32°C) LT conditions. Different operating condition will produce different result.
** Sound pressure levels @10m free field at (-10/+32°C) MT & (-25/+32°C) LT conditions. Alternative conditions may produce different results.

PERFORMANCE DATA

R404A

T_E: Evaporating Temperature (°C) T_A: Ambient Temperature (°C)
Rating conditions : Superheat 10K, Subcooling 0K

Model	HP	T _E / T _A	Cooling Capacity (Watts)						
			-25	-20	-15	-10	-5	0	5
LRMRS0150AXV1	1.5	27	1033	1438	1914	2459	3073	3758	4513
		32	900	1269	1708	2217	2796	3444	4163
		38	730	1061	1457	1917	2441	3030	3684
LRMRS0225AXV1	2.25	27	1851	2517	3258	4074	4967	5933	6976
		32	1603	2230	2933	3710	4563	5491	6495
		38	1390	1963	2602	3303	4071	4902	5799
LRMRS0300AXV1	3	27	2479	3264	4161	5172	6295	7531	8881
		32	2279	3026	3882	4844	5915	7092	8377
		38	2009	2737	3563	4484	5503	6618	7830
LRMRS0400AXY1	4	27	3491	4693	6095	7696	9495	11494	13691
		32	3118	4218	5518	7017	8714	10610	12705
		38	2668	3665	4840	6191	7721	9427	11311
LRMRS0500AXY1	5	27	4607	5973	7559	9365	11393	13640	16108
		32	4152	5421	6912	8623	10554	12705	15078
		38	3598	4801	6181	7739	9474	11386	13476
LRMRS0600AXY1	6	27	4949	6532	8325	10326	12539	14960	17591
		32	4495	5986	7676	9564	11652	13938	16424
		38	3908	5314	6877	8595	10469	12499	14686
LRMRS0675AXY1	6.75	27	5503	7263	9212	11348	13673	16185	18887
		32	4937	6626	8476	10488	12660	14994	17489
		38	4365	5962	7688	9544	11528	13642	15884
LRMRS0825AXY1	8.25	27	5961	8027	10320	12838	15582	18551	21747
		32	5356	7327	9488	11836	14373	17097	20010
		38	4675	6496	8485	10639	12961	15449	18104
LRMRS1000AXY1	10	27	8287	10547	13001	15648	18489	21523	24751
		32	7451	9697	12060	14543	17143	19862	22699
		38	6617	8678	10865	13174	15608	18164	-

FUSION RECIPROCATING CONDENSING UNIT

R448A/R449A

T_E: Evaporating Temperature (°C) T_A: Ambient Temperature (°C)
Rating conditions : Superheat 10K, Subcooling 0K

Model	HP	T _E T _A	Cooling Capacity (Watts)						
			-25	-20	-15	-10	-5	0	5
LRMRS0150AXV1	1.5	27	987	1369	1843	2378	2974	3634	4357
		32	855	1204	1659	2179	2764	3415	4136
		38	675	985	1414	1908	2469	3097	3797
LRMRS0225AXV1	2.25	27	1769	2395	3138	3940	4806	5736	6735
		32	1524	2116	2848	3647	4511	5444	6452
		38	1286	1822	2526	3289	4116	5010	5976
LRMRS0300AXV1	3	27	2369	3105	4008	5002	6092	7282	8574
		32	2166	2872	3770	4762	5847	7030	8322
		38	1858	2540	3459	4464	5564	6764	8070
LRMRS0400AXY1	4	27	3335	4466	5870	7443	9189	11113	13218
		32	2964	4003	5358	6898	8614	10519	12622
		38	2468	3401	4699	6164	7807	9635	11658
LRMRS0500AXY1	5	27	4402	5683	7281	9057	11026	13187	15551
		32	3947	5145	6712	8477	10433	12596	14979
		38	3328	4456	6001	7705	9580	11638	13889
LRMRS0600AXY1	6	27	4729	6215	8018	9987	12135	14464	16984
		32	4273	5681	7453	9403	11518	13818	16316
		38	3614	4931	6676	8557	10586	12775	15135
LRMRS0675AXY1	6.75	27	5258	6911	8872	10974	13232	15648	18234
		32	4694	6289	8231	10311	12515	14864	17374
		38	4036	5533	7464	9502	11657	13943	-
LRMRS0825AXY1	8.25	27	5696	7638	9939	12415	15080	17936	20996
		32	5091	6954	9213	11636	14207	16949	19878
		38	4324	6029	8238	10592	13106	15790	-
LRMRS1000AXY1	10	27	7918	10036	12522	15133	17893	20809	23896
		32	7083	9203	11712	14297	16946	19690	-
		38	-	8054	10548	13116	-	-	-

R134a

T_E: Evaporating Temperature (°C) T_A: Ambient Temperature (°C)
Rating conditions : Superheat 10K, Subcooling 0K

Model	HP	T _E T _A	Cooling Capacity (Watts)						
			-15	-10	-5	0	5	10	15
LRMRS0150AXV1	1.5	27	918	1347	1826	2355	2934	3563	4242
		32	842	1229	1671	2168	2720	3327	3989
		38	761	1091	1481	1931	2441	3011	3641
LRMRS0225AXV1	2.25	27	1547	2128	2823	3634	4559	5600	6755
		32	1436	1958	2595	3347	4214	5196	6293
		38	1310	1763	2330	3013	3810	4723	5750
LRMRS0300AXV1	3	27	2426	3160	3998	4942	5990	7144	8402
		32	2279	2948	3721	4600	5583	6672	7865
		38	1941	2584	3332	4185	5143	6206	7374
LRMRS0400AXY1	4	27	3198	4306	5624	7152	8890	10838	12996
		32	2917	3925	5143	6571	8209	10057	12115
		38	2593	3482	4582	5891	7411	9140	11080
LRMRS0500AXY1	5	27	3930	5271	6833	8614	10616	12837	15279
		32	3593	4823	6273	7943	9833	11943	14273
		38	3195	4295	5614	7154	8913	10893	13092
LRMRS0600AXY1	6	27	4594	6092	7814	9762	11934	14332	16954
		32	4309	5680	7272	9083	11115	13366	15838
		38	3811	5052	6507	8178	10063	12164	14479
LRMRS0675AXY1	6.75	27	5027	6653	8519	10625	12971	15557	18383
		32	4667	6153	7879	9845	12051	14497	17183
		38	4355	5676	7242	9053	11109	13410	15956
LRMRS0825AXY1	8.25	27	5800	7728	9922	12380	15104	18092	21346
		32	5322	7083	9110	11401	13958	16779	19866
		38	4796	6349	8172	10265	12628	15261	18164
LRMRS1000AXY1	10	27	7256	9494	11993	14751	17770	21048	24587
		32	6615	8667	10980	13552	16385	19477	22830
		38	5875	7701	9792	12148	14769	17655	20806

FUSION RECIPROCATING CONDENSING UNIT

LOW TEMPERATURE

Model	Compressor			Coil Vol.	Airflow	Fan Motors		Connections		Receiver vol. (L)	Net Weight (kg)	Noise dB (A)*	Dimensions (mm)		
	Type	Operating Current (A)*	LRC (A)	(L)	m³/hr	No.	FLC (A)	Suction	Liquid				Width	Depth	Height
LRLRS0175AXV1	NTZ48-5VM	5.9	37	1.5	3040	1	0.6	5/8	3/8	4.6	86	35	1109	478	649
LRLRS0175AXY1	NTZ48-4VM	2.6	16	1.5	3040	1	0.6	5/8	3/8	4.6	86	35	1109	478	649
LRLRS0225AXV1	NTZ68-5VM	10.8	53	3.1	2620	1	0.6	5/8	3/8	4.6	92	38	1109	478	649
LRLRS0225AXY1	NTZ68-4VM	4.1	25	3.1	2620	1	0.6	5/8	3/8	4.6	92	38	1109	478	649
LRLRS0350AXY1	NTZ96-4VM	4.3	32	5	6050	1	1.1	7/8	1/2	7.6	125	38	1335	529	884
LRLRS0400AXY1	NTZ136-4VM	7.5	51	5	6050	1	1.1	1 1/8	1/2	7.6	125	38	1335	529	884
LRLRS0725AXY1	NTZ215-4VM	9.8	74	6.9	6770	2	1.6	1 1/8	1/2	14	203	41	1258	590	1436
LRLRS0825AXY1	NTZ271-4VM	12.8	96	6.9	6770	2	1.6	1 1/8	1/2	14	203	40	1258	590	1436

* Operating current rated using R404A at (-10/+32°C) MT & (-25/+32°C) LT conditions. Different operating condition will produce different result.
** Sound pressure levels @10m free field at (-10/+32°C) MT & (-25/+32°C) LT conditions. Alternative conditions may produce different results.

PERFORMANCE DATA

R404A

T_E: Evaporating Temperature (°C) T_A: Ambient Temperature (°C)
Rating conditions : Superheat 10K, Subcooling 0K

Model	HP	T _E T _A	Cooling Capacity (Watts)				
			-40	-35	-30	-25	-20
LRLRS0175AXV1	1.75	27	793	1130	1499	1900	2333
		32	691	1018	1373	1753	2162
		38	529	860	1217	1602	2012
LRLRS0225AXV1	2.25	27	1347	1847	2389	2975	3602
		32	1224	1685	2197	2765	3385
		38	1093	1516	2008	2570	3202
LRLRS0350AXY1	3.5	27	1619	2302	3119	4070	5156
		32	1346	1983	2760	3677	4732
		38	1161	1723	2442	3316	4347
LRLRS0400AXY1	4	27	2531	3440	4477	5645	6940
		32	2172	3036	4039	5183	6465
		38	1880	2682	3651	4786	6088
LRLRS0725AXY1	7.25	27	3746	5071	6513	8074	9753
		32	3300	4563	5965	7508	9189
		38	2755	3995	5390	6941	8648
LRLRS0825AXY1	8.25	27	5174	6954	8878	10949	13163
		32	4597	6254	8078	10068	12225
		38	3991	5494	7196	9097	11196

FUSION SCROLL CONDENSING UNIT

MEDIUM TEMPERATURE

Model	Compressor			Coil Vol.	Airflow	Fan Motors		Connections		Receiver vol. (L)	Net Weight (kg)	Noise dB (A)*	Dimensions (mm)		
	Type	Operating Current (A)*	LRC (A)	(L)	m³/hr	No.	FLC (A)	Suction	Liquid				Width	Depth	Height
LRMSS0200AXV1	ZB15KQE-PFJ	7.7	58	3.1	2620	1	0.6	3/4	3/8	4.6	88	30	1109	478	649
LRMSS0200AXY1	ZB15KQE-TFD	3.1	26	3.1	2620	1	0.6	3/4	3/8	4.6	88	30	1109	478	649
LRMSS0250AXV1	ZB19KQE-PFJ	9.6	61	3.1	2620	1	0.6	3/4	3/8	4.6	90	31	1109	478	649
LRMSS0250AXY1	ZB19KQE-TFD	4.1	32	3.1	2620	1	0.6	3/4	3/8	4.6	90	31	1109	478	649
LRMSS0300AXV1	ZB21KQE-PFJ	12.6	82	3.1	2620	1	0.6	3/4	3/8	4.6	92	34	1109	478	649
LRMSS0300AXY1	ZB21KQE-TFD	5	40	3.1	2620	1	0.6	3/4	3/8	4.6	92	34	1109	478	649
LRMSS0350AXV1	ZB26KQE-PFJ	13.9	97	4.7	6050	1	1.1	3/4	1/2	7.6	114	35	1335	529	884
LRMSS0350AXY1	ZB26KQE-TFD	5.5	46	4.7	6050	1	1.1	3/4	1/2	7.6	114	35	1335	529	884
LRMSS0400AXV1	ZB29KQE-PFJ	15.6	114	4.7	6050	1	1.1	7/8	1/2	7.6	121	34	1335	529	884
LRMSS0400AXY1	ZB29KQE-TFD	7	50	4.7	6050	1	1.1	7/8	1/2	7.6	121	34	1335	529	884
LRMSS0500AXY1	ZB38KQE-TFD	9.4	65.5	4.7	6050	1	1.1	7/8	1/2	7.6	126	35	1335	529	884
LRMSS0600AXY1	ZB45KQE-TFD	9.7	74	7.6	5180	1	1.1	7/8	1/2	7.6	128	40	1335	529	884
LRMSS0680AXY1	ZB48KQE-TFD	9.9	101	7.6	5180	1	1.1	7/8	1/2	7.6	129	40	1335	529	884
LRMSS0800AXY1	ZB58KQE-TFD	12.4	95	6.9	6770	2	1.2	1 1/8	1/2	14	201	44	1261	594	1435
LRMSS1000AXY1	ZB76KQE-TFD	16.8	118	6.9	6770	2	1.2	1 3/8	1/2	14	201	44	1261	594	1435

* Operating current rated using R404A at (-10/+32°C) MT & (-25/+32°C) LT conditions. Different operating condition will produce different result.
** Sound pressure levels @10m free field at (-10/+32°C) MT & (-25/+32°C) LT conditions. Alternative conditions may produce different results.

PERFORMANCE DATA

R404A

T_E: Evaporating Temperature (°C) T_A: Ambient Temperature (°C)
Rating conditions : Superheat 10K, Subcooling 0K

Model	HP	T _E T _A	Cooling Capacity (Watts)					
			-20	-15	-10	-5	0	5
LRMSS0200AXV1	2	27	2688	3279	3924	4676	5536	6470
		32	2489	3032	3655	4354	5160	6038
		38	2231	2736	3279	3978	4730	5587
LRMSS0250AXV1	2.5	27	2956	3655	4408	5321	6289	7373
		32	2790	3440	4193	4999	5966	6994
		38	2575	3171	3870	4676	5644	6704
LRMSS0300AXV1	3	27	3655	4515	5429	6558	7794	9169
		32	3440	4246	5160	6235	7364	8643
		38	3225	3978	4838	5805	6934	8159
LRMSS0350AXV1	3.5	27	4569	5590	6773	8224	9783	11577
		32	4246	5214	6343	7633	9138	10793
		38	3816	4676	5698	6934	8278	9826
LRMSS0400AXV1	4	27	5149	6343	7697	9256	11019	12960
		32	4816	5913	7192	8643	10309	12145
		38	4300	5311	6472	7805	9342	11031
LRMSS0500AXY1	5	27	6289	7686	9299	11073	13169	15426
		32	5805	7149	8654	10374	12309	14427
		38	5214	6396	7740	9353	11126	13126
LRMSS0600AXY1	6	27	7149	8708	10535	12578	14835	17340
		32	6611	8116	9836	11718	13921	16286
		38	5966	7310	8869	10589	12524	14642
LRMSS0680AXY1	6.8	27	7729	9459	11349	13567	15945	18582
		32	7323	8907	10766	12524	14835	17297
		38	6450	7848	9514	11341	13330	15545
LRMSS0800AXY1	8	27	9029	11340	13879	16578	19602	22794
		32	8310	10503	12900	15426	18221	21162
		38	7321	9385	11610	13975	16501	19175
LRMSS1000AXY1	10	27	11490	13929	16591	19404	22439	-
		32	10513	12801	15279	17791	20533	-
		38	9310	11449	13706	16125	18759	-

FUSION SCROLL CONDENSING UNIT

R448A/R449A

T_E: Evaporating Temperature (°C) T_A: Ambient Temperature (°C)
Rating conditions : Superheat 10K, Subcooling 0K

Model	HP	T _E T _A	Cooling Capacity (Watts)					
			-20	-15	-10	-5	0	5
LRMSS0200AXV1	2	27	2294	2882	3641	4271	5131	6068
		32	2105	2657	3345	4008	4815	5715
		38	1859	2400	2965	3690	4472	5371
LRMSS0250AXV1	2.5	27	2537	3224	4084	4831	5759	6806
		32	2431	3084	3888	4645	5610	6630
		38	-	2910	3647	4492	5511	6626
LRMSS0300AXV1	3	27	3134	3969	5034	5925	7085	8369
		32	2999	3812	4793	5761	6858	8097
		38	-	3651	4547	5542	6700	7959
LRMSS0350AXV1	3.5	27	4445	5456	6627	8022	9483	11083
		32	4235	5248	6411	7678	9126	10672
		38	3976	4927	6026	7305	8640	10147
LRMSS0400AXV1	4	27	4635	5700	6952	8395	10053	11876
		32	4437	5450	6673	8056	9664	11489
		38	4100	5080	6231	7553	9112	10867
LRMSS0500AXY1	5	27	5550	7000	8619	10374	12407	14557
		32	5043	6575	8190	9948	11924	14152
		38	-	5995	7555	9341	11236	13512
LRMSS0600AXY1	6	27	6311	8056	9929	12006	14262	16769
		32	5835	7613	9503	11456	13762	16286
		38	5279	6991	8816	10801	12948	15437
LRMSS0680AXY1	6.8	27	6953	8967	10980	13283	15700	18427
		32	6551	8473	10589	12628	15152	17877
		38	-	7776	9796	11977	14339	-
LRMSS0800AXY1	8	27	7413	10125	12978	16010	19364	22980
		32	6846	9448	12253	15079	18172	21355
		38	-	8494	11110	13775	16501	-
LRMSS1000AXY1	10	27	-	12099	15031	18219	21639	-
		32	-	11471	14151	16987	-	-
		38	-	10669	-	-	-	-

R134a

T_E: Evaporating Temperature (°C) T_A: Ambient Temperature (°C)
Rating conditions : Superheat 10K, Subcooling 0K

Model	HP	T _E		Cooling Capacity (Watts)						
		T _A	-15	-10	-5	0	5	10	15	
LRMSS0200AXV1	2	27	1840	2305	2830	3450	4150	4950	5850	
		32	1735	2175	2490	3250	3950	4700	5550	
		38	1610	2015	2680	3050	3700	4400	5200	
LRMSS0250AXV1	2.5	27	2105	2625	3250	3900	4700	5600	6600	
		32	1985	2475	3050	3700	4500	5350	6300	
		38	1840	2285	2830	3450	4150	5000	5900	
LRMSS0300AXV1	3	27	2600	3250	3950	4800	5750	6900	8000	
		32	2450	3050	3750	4550	5450	6450	7550	
		38	2265	2800	3450	4200	5050	6000	7050	
LRMSS0350AXV1	3.5	27	3100	3900	4800	5900	7150	8550	10150	
		32	2950	3700	4550	5600	6800	8150	9650	
		38	2720	3400	4250	5200	6350	7600	9050	
LRMSS0400AXV1	4	27	3600	4550	5600	6850	8250	9900	11700	
		32	3400	4300	5300	6500	7850	9400	11100	
		38	3150	3950	4950	6050	7300	8800	10400	
LRMSS0500AXY1	5	27	4400	5450	6750	8200	9850	11700	13750	
		32	4100	5150	6350	7750	9300	11100	13050	
		38	3800	4750	5900	7200	8650	10350	12150	
LRMSS0600AXY1	6	27	5250	6550	8050	9800	11700	13850	16100	
		32	4950	6150	7600	9250	11100	13150	15300	
		38	4550	5600	7000	8550	10250	12150	14200	
LRMSS0680AXY1	6.8	27	5963	7389	8957	10712	12687	14851	16958	
		32	5588	6928	8420	10082	11074	14015	15972	
		38	5124	6363	7765	9304	11959	13012	14799	
LRMSS0800AXY1	8	27	6700	8300	10150	12350	14600	17200	20100	
		32	6300	7800	9550	11650	13750	16300	19000	
		38	5800	7200	8850	10800	12750	15100	17700	
LRMSS1000AXY1	10	27	8600	10550	12850	15400	18200	21300	24500	
		32	8050	9900	12050	14450	17100	20000	23100	
		38	7450	9100	11050	13300	15800	18500	21400	

FUSION SCROLL CONDENSING UNIT

LOW TEMPERATURE

Model	Compressor			Coil Vol.	Airflow	Fan Motors		Connections		Receiver vol. (L)	Net Weight (kg)	Noise dB (A)*	Dimensions (mm)		
	Type	Operating Current (A)*	LRC (A)	(L)	m³/hr	No.	FLC (A)	Suction	Liquid				Width	Depth	Height
LRLSS0200AXY1	ZF06K4E-TFD	2.9	26	3.1	2620	1	0.6	3/4	3/8	4.6	94	27	1109	478	649
LRLSS0300AXY1	ZF09K4E-TFD	4.8	40	3.1	2620	1	0.6	3/4	3/8	4.6	96	28	1109	478	649
LRLSS0400AXY1	ZF13K4E-TFD	5.2	51.5	4.7	6050	1	1.1	7/8	1/2	7.6	129	35	1335	529	884
LRLSS0500AXY1	ZF15K4E-TFD	6.8	64	4.7	6050	1	1.1	7/8	1/2	7.6	130	36	1335	529	884
LRLSS0600AXY1	ZF18K4E-TFD	7.2	74	4.7	6050	1	1.1	7/8	1/2	7.6	130	41	1335	529	884
LRLSFS0750BXY1	ZF25K5E- TFD	6.9	102	4.1	5750	2	1.2	1 3/8	1/2	13.6	203	41	1348	612	1727
LRLVFS0951BXY1	ZFI26KQE- TFD	7.3	74	8.7	5870	2	1.2	7/8	1/2	13.6	200	37	1348	612	1727

* Operating current rated using R404A at (-10/+32°C) MT & (-25/+32°C) LT conditions. Different operating condition will produce different result.
** Sound pressure levels @10m free field at (-10/+32°C) MT & (-25/+32°C) LT conditions. Alternative conditions may produce different results.

PERFORMANCE DATA

R404A

T_E: Evaporating Temperature (°C) T_A: Ambient Temperature (°C)
Rating conditions : Superheat 10K, Subcooling 0K

Model	HP	T _E T _A	Cooling Capacity (Watts)				
			-40	-35	-30	-25	-20
LRLSS0200AXY1	2	27	1156	1451	1790	2182	2634
		32	1075	1355	1677	2053	2483
		38	984	1247	1553	1914	2333
LRLSS0300AXY1	3	27	1500	1892	2333	2827	3386
		32	1414	1768	2193	2666	3225
		38	1306	1650	2048	2510	3042
LRLSS0400AXY1	4	27	2225	2865	3601	4408	5375
		32	2086	2671	3333	4139	5053
		38	1914	2446	3075	3816	4676
LRLSS0500AXY1	5	27	2682	3440	4300	5268	6343
		32	2505	3225	4031	4945	5966
		38	2295	2951	3709	4569	5590
LRLSS0600AXY1	6	27	3279	4139	5053	6128	7364
		32	3064	3870	4730	5751	6934
		38	2817	3548	4408	5429	6558
LRLSFS0750BXY1	7.5	27	3170	4040	5040	6220	7610
		32	3620	4560	5650	6930	8430
		38	3980	4990	6150	7510	9100
LRLVFS0951BXY1	9.5	27	4930	5790	6823	8064	9544
		32	4951	5921	7054	8381	9937
		38	4965	5995	7196	8600	10241

R448A/R449A

T_E: Evaporating Temperature (°C) T_A: Ambient Temperature (°C)
Rating conditions : Superheat 10K, Subcooling 0K

Model	HP	T _E T _A	Cooling Capacity (Watts)				
			-40	-35	-30	-25	-20
LRLSS0200AXY1	2	27	1133	1418	1757	2150	2602
		32	1052	1355	1677	2064	2505
		38	1020	1318	1659	2054	2533
LRLSS0300AXY1	3	27	1338	1701	2104	2582	3106
		32	1298	1644	2059	2533	3073
		38	1272	1639	2059	2555	3109
LRLSS0400AXY1	4	27	2035	2656	3372	4142	5050
		32	1946	2523	3165	3951	4835
		38	1837	2359	2999	3730	4580
LRLSS0500AXY1	5	27	2425	3160	3989	4918	5909
		32	2315	3023	3809	4704	5666
		38	2165	2831	3599	4460	5449
LRLSS0600AXY1	6	27	2810	3680	4572	5573	6671
		32	2576	3446	4324	5309	6415
		38	2255	3120	4058	5111	6211
LRLSFS0750BXY1	7.5	27	3790	4780	5960	7290	8830
		32	3550	4510	5630	6900	8370
		38	3230	4140	5190	6410	7850
LRLVFS0951BXY1	9.5	27	3939	4934	6091	7426	8956
		32	-	4846	5947	7217	8670
		38	-	-	5686	6888	8279

FUSION TANDEM DIGITAL SCROLL CONDENSING UNIT



On all models

- + Copeland Hermetic Scroll compressor - ZBD & ZB (Digital & Fixed)
- + Four condenser fans with control mode selection option
- + Fan speed controller
- + Electrical control panel with mains isolator
- + Phase protection module
- + Mechanical by-pass circuit
- + Compressor HP switches
- + External status lights
- + Internal ball valves and external service valves
- + Liquid line drier and sight glass
- + Pressure relief valve on liquid receiver
- + Operates with refrigerants R404A, R407A, R407F, R448A & R449A



FUSION TANDEM DIGITAL SCROLL CONDENSING UNIT

Model	Compressor			Coil Vol.	Airflow	Fan Motors		Connections		Receiver vol. (L)	Dry Weight (kg)	Noise dB (A)*	Dimensions (mm)		
	Type	Operating Current (A)*	LRC (A)	(L)	m³/hr	No.	FLC (A)	Suction	Liquid				Width	Depth	Height
LRMTFS1200BXY1	ZB45KQE-TFD	9.2	74	9.4	7500	2	1.8	1 3/8	3/4	18	315	42	1387	851	1697
	ZBD45KQE-TFD	7.5	74												
LRMTFS1600BXY1	ZB57KCE-TFD	9.7	102	19	8200	2	1.8	1 3/8	3/4	18	380	44	1735	854	1727
	ZBD57KCE-TFD	9.7	102												

* Operating current rated using R404A at (-10/+32°C) MT & (-25/+32°C) LT conditions. Different operating condition will produce different result.

** Sound pressure levels @10m free field at (-10/+32°C) MT & (-25/+32°C) LT conditions. Alternative conditions may produce different results.

PERFORMANCE DATA

R404A

T_E: Evaporating Temperature (°C) T_A: Ambient Temperature (°C)
Rating condition: Superheat 10K, Subcooling 0K


Model	HP	<div>T_E T_A</div>	Cooling Capacity (Watts)						
			-20	-15	-10	-5	0	5	10
LRMTFS1200BXY1	12	27	15480	18440	21800	25600	29900	35000	41000
		32	14000	16640	19620	23000	26900	31500	37000
		35	13050	15500	18260	21390	25050	29700	34500
		38	12100	14360	16900	19780	23200	27900	32000
		43	10420	12340	14480	16920	-	-	-
LRMTFS1600BXY1	16	27	18200	21800	25600	29900	34700	40200	45800
		32	17020	20600	24200	27800	32000	36800	42000
		35	16570	19790	23100	26500	30350	34700	-
		38	16120	18980	22000	25200	28700	-	-
		43	15080	17580	20200	22900	-	-	-

R448A/R449A

T_E: Evaporating Temperature (°C) T_A: Ambient Temperature (°C)
Rating condition: Superheat 10K, Subcooling 0K

Model	HP	<div>T_E T_A</div>	Cooling Capacity (Watts)					
			-15	-10	-5	0	5	10
LRMTFS1200BXY1	12	27	16820	20400	24400	29000	34300	40600
		32	15480	18800	22600	26900	31900	37800
		35	14620	17810	21400	25550	30350	36000
		38	13760	16820	20200	24200	28800	-
		43	-	-	-	-	-	-
LRMTFS1600BXY1	16	27	20500	24700	29500	35050	41500	48500
		32	19570	23700	28050	33200	39250	46100
		35	18990	22900	27150	32075	37800	-
		38	18410	22100	26250	30950	-	-
		43	17390	20800	-	-	-	-

FUSION DIGITAL SCROLL CONDENSING UNIT



- + Copeland Hermatic Digital Scroll Compressor - ZBD (Digital)
- + Liquid receiver with fusible plug
- + Oil separator and discharge check valve
- + Manual Motor starter with short circuit and overload protection
- + Advanced programmable controller
- + High & Low pressure transducers
- + Mechanical by-pass circuit
- + Manually adjustable low pressure switch
- + AC modulation fan speed controller
- + Fuse protection on controller, fan speed controller and backup system
- + Operates with refrigerant R404A, R407A, R407F, R448A & R449A



FUSION DIGITAL SCROLL CONDENSING UNIT

Model	Compressor			(L)	m³/hr	Fan Motors		Connections		Receiver vol. (L)	Dry Weight (kg)	Noise dB (A)*	Dimensions (mm)		
		Operating Current (A)*	LRC (A)			No.	FLC (A)	Suction	Liquid				Width	Depth	Height
LRMDFS0400BXY1	ZBD29KQE-TFD	5.7	48	4.42	4250	1	0.9	7/8	1/2	7.6	128	39	1353	575	872
LRMDFS0600BXY1	ZBD45KQE-TFD	8.6	74	6.89	4100	1	0.9	7/8	1/2	7.6	134	40	1353	575	872
LRMDFS0800BXY1	ZBD57KCE-TFD	10.4	102	8.73	8500	2	1.8	1 1/8	3/4	13.6	213	44	1348	612	1727

* Operating current rated using R404A at (-10/+32°C) MT & (-25/+32°C) LT conditions. Different operating condition will produce different result.

** Sound pressure levels @10m free field at (-10/+32°C) MT & (-25/+32°C) LT conditions. Alternative conditions may produce different results.

PERFORMANCE DATA

R404A

T_e: Evaporating Temperature (°C) T_a: Ambient Temperature (°C)
Rating condition: Superheat 10K, Subcooling 0K

Model	HP	T _E	Cooling Capacity (Watts)						
		T _A	-20	-15	-10	-5	0	5	10
LRMDFS0400BXY1	4	27	5030	6090	7300	8680	10250	12050	14100
		32	4640	5610	6720	7990	9440	11100	13000
		35	4400	5320	6360	7550	8920	10500	12300
		38	4150	5010	5990	7110	8400	9880	11600
		43	3720	4490	5350	6340	7490	8820	10400
LRMDFS0600BXY1	6	27	7390	8770	10300	12000	13900	15900	18100
		32	6760	8040	9480	11050	12800	14700	16800
		35	6370	7590	8960	10450	12150	13950	16000
		38	5980	7130	8420	9850	11450	13200	15200
		43	5310	6340	7480	8780	10250	-	-
LRMDFS0800BXY1	8	27	9600	11550	13800	16300	19100	22300	25800
		32	8860	10650	12650	14900	17450	20300	23400
		35	8410	10100	11950	14050	16400	19000	21900
		38	7950	9510	11250	13150	15300	17700	20400
		43	7160	8500	9980	11600	13400	-	-

R448A/R449A

T_e: Evaporating Temperature (°C) T_a: Ambient Temperature (°C)
Rating condition: Superheat 10K, Subcooling 0K

Model	HP	T _E	Cooling Capacity (Watts)						
		T _A	-20	-15	-10	-5	0	5	10
LRMDFS0400BXY1	4	27	4610	5630	6800	8110	9600	11300	13150
		32	4320	5280	6380	7610	9010	10600	12450
		35	4130	5060	6110	7300	8660	10250	12000
		38	3940	4830	5840	6980	8300	9830	11600
		43	-	4460	5390	6460	7690	9150	10850
LRMDFS0600BXY1	6	27	6760	8280	9930	11700	13650	15750	18050
		32	6220	7700	9320	11050	13000	15100	17450
		35	5860	7540	8910	10650	12550	14700	17100
		38	5500	6940	8490	10200	12100	14250	-
		43	-	6280	7790	9480	-	-	-
LRMDFS0800BXY1	8	27	8720	10700	13000	15650	18750	22400	26700
		32	8370	10200	12300	14650	17300	20400	23900
		35	8160	9910	11850	14000	16400	19100	-
		38	7940	9610	11450	13400	15500	-	-
		43	7530	8960	10350	-	-	-	-

UNIT COOLER



- + Can be used with refrigerants R404A, R448A/R449A, R134a, R507A and R410A.
- + DX evaporator coil, with shredder valve soldered into suction line for ease of superheat measurement.
- + GI casing with pre-coated paint.
- + IP44 Axial fan with moisture proof protected and built in thermal overload.
- + Up to 3 heaters can be slotted for defrosting
- + Pre-fixed wiring to fan motor.



UNIT COOLER

MEDIUM TEMPERATURE

	Model	LFMNS0150AXV1	LFMNS0400AXV1	LFMNS0600AXV1	LFMNS0800AXV1	LFMNS0980AXV1	LFMNS1400AXV1
Capacity	kW	1.5	3.9	5.9	8.05	9.8	14.2
Sound Pressure Level	dB(A)	67	67	68	68	70	70
General	Power supply (V/Ph/Hz)	230/1/50	230/1/50	230/1/50	230/1/50	230/1/50	230/1/50
	Size L/W/H (mm/mm/mm)	760 x 554 x 515	760 x 554 x 515	1214 x 554 x 515	1214 x 554 x 515	1671 x 556 x 515	1671 x 556 x 515
	Weight (kg)	23	27	34	43	51	62
	Room Temperature (°C)	-5~15	-5~15	-5~15	-5~15	-5~15	-5~15
	Power Supply	230V/1Ph/50Hz	230V/1Ph/50Hz	230V/1Ph/50Hz	230V/1Ph/50Hz	230V/1Ph/50Hz	230V/1Ph/50Hz
	Max operating pressure (Bar)	25	25	25	25	25	25
Fan	Fan Size (mm x Qty)	315 x 1	315 x 1	315 x 2	315 x 2	315 x 3	315 3
	Air Flow (m³/h)	1600	1500	3200	3100	4800	4700
	Fan Speed (rpm)	1350	1350	1350	1350	1350	1350
	Running current (A)	0.41	0.41	0.82	0.82	1.23	1.23
	Power Consumption (W)	92	92	184	184	276	276
Connection Pipe Size (OD)	Outlet (mm)	12.7	15.88	15.88	22.22	22.22	28.56
	Inlet (mm)	12.7	12.7	12.7	12.7	12.7	15.88
	Drain pipe	1" - 14UNF	1" - 14UNF	1" - 14UNF	1" - 14UNF	1" - 14UNF	1" - 14UNF

* Capacity based on running condition of R404A at T_{air in} = 0 °C, Evaporating temperature, T_e = -8°C. TD = 8K, TD = Temperature Difference = T_{air in} - T_e
* Sound Pressure Level is measured at 1m away from the unit, inside Anechoic sound room.

PERFORMANCE DATA

R404A

Model \ T _E	-10	-8	-5	0	5
LFMNS0150AXV1	1.48	1.50	1.54	1.66	1.79
LFMNS0400AXV1	3.85	3.90	4.01	4.30	4.63
LFMNS0600AXV1	5.83	5.90	6.07	6.58	7.05
LFMNS0800AXV1	7.95	8.05	8.28	8.91	9.37
LFMNS0980AXV1	9.67	9.80	10.07	10.71	11.16
LFMNS1400AXV1	13.94	14.2	14.52	15.28	15.76

R448A/R449A

Model \ T _E	-10	-8	-5	0	5
LFMNS0150AXV1	1.39	1.41	1.45	1.56	1.68
LFMNS0400AXV1	3.62	3.67	3.77	4.05	4.36
LFMNS0600AXV1	5.49	5.55	5.71	6.19	6.64
LFMNS0800AXV1	7.48	7.58	7.79	8.39	8.82
LFMNS0980AXV1	9.10	9.22	9.48	10.08	10.50
LFMNS1400AXV1	13.12	13.36	13.67	14.38	14.83

R134a

Model \ T _E	-10	-8	-5	0	5
LFMNS0150AXV1	1.35	1.37	1.40	1.51	1.63
LFMNS0400AXV1	3.51	3.55	3.65	3.91	4.21
LFMNS0600AXV1	5.37	5.30	5.52	5.98	6.41
LFMNS0800AXV1	7.24	7.33	7.54	8.10	8.53
LFMNS0980AXV1	8.92	8.80	9.17	9.75	10.16
LFMNS1400AXV1	12.92	12.68	13.21	13.91	14.34

* DT1 = 8K
DT1 = Air inlet temperature (Ta) - Evaporating temperature at the outlet (Te)

TD CORRECTION FACTOR

Capacity at different TD can be calculated using the correction factor given in the below table:

TD(K)	4.5	5	5.5	6	6.5	7	7.5	8	8.5	9	9.5	10
Correction Factor	0.56	0.63	0.69	0.75	0.81	0.88	0.94	1.00	1.06	1.13	1.19	1.25

UNIT COOLER

LOW TEMPERATURE

	Model	LFLHS0150AXV1	LFLHS0200AXV1	LFLHS0320AXV1	LFLHS0400AXV1	LFLHS0480AXV1	LFLHS0600AXV1
Capacity	kW	1.5	2	3.2	4	4.8	6
Sound Pressure Level	dB(A)	67	67	68	68	70	70
General	Power supply (V/Ph/Hz)	230/1/50	230/1/50	230/1/50	230/1/50	230/1/50	230/1/50
	Size L/W/H (mm/mm/mm)	760 x 554 x 515	760 x 554 x 515	1214 x 554 x 515	1214 x 554 x 515	1671 x 556 x 515	1671 x 556 x 515
	Weight (kg)	23	27	34	43	51	62
	Room Temperature (°C)	-18-5	-18-5	-18-5	-18-5	-18-5	-18-5
	Power Supply	230V/1Ph/50Hz	230V/1Ph/50Hz	230V/1Ph/50Hz	230V/1Ph/50Hz	230V/1Ph/50Hz	230V/1Ph/50Hz
	Max operating pressure (Bar)	25	25	25	25	25	25
Fan	Fan Size (mm x Qty)	315 x 1	315 x 1	315 x 2	315 x 2	315 x 3	315 x 3
	Air Flow (m³/h)	1600	1500	3200	3100	4800	4700
	Fan Speed (rpm)	1350	1350	1350	1350	1350	1350
	Running current (A)	0.41	0.41	0.82	0.82	1.23	1.23
	Power Consumption (W)	92	92	184	184	276	276
Heater	Quantity	3	3	3	3	3	3
	Power Consumption (W)	450	450	900	900	1350	1350
Connection Pipe Size (OD)	Outlet (mm)	12.7	15.88	15.88	22.22	22.22	28.56
	Inlet (mm)	12.7	12.7	12.7	12.7	12.7	15.88
	Drain pipe	1" - 14UNF	1" - 14UNF	1" - 14UNF	1" - 14UNF	1" - 14UNF	1" - 14UNF

* Capacity based on running condition of R404A at T_{Air in} = -18 °C, Evaporating temperature, T_e = -25°C. TD = 7K, TD = Temperature Difference = T_{Air in} - T_e
* Sound Pressure Level is measured at 1m away from the unit, inside Anechoic sound room.

PERFORMANCE DATA

R404A

Model \ T _E	-40	-35	-30	-25	-20
LFLHS0150AXV1	0.81	1.04	1.27	1.50	1.73
LFLHS0200AXV1	1.49	1.66	1.83	2.00	2.17
LFLHS0320AXV1	2.21	2.54	2.87	3.20	3.53
LFLHS0400AXV1	2.74	3.16	3.58	4.00	4.42
LFLHS0480AXV1	3.27	3.78	4.29	4.8	5.31
LFLHS0600AXV1	4.05	4.70	5.35	6.00	6.65

* DT1 = 8K
DT1 = Air inlet temperature (Ta) - Evaporating temperature at the outlet (Te)

R448A/R449A

Model \ T _E	-40	-35	-30	-25	-20
LFLHS0150AXV1	0.75	0.97	1.18	1.4	1.61
LFLHS0200AXV1	1.39	1.55	1.70	1.86	2.02
LFLHS0320AXV1	2.06	2.37	2.67	2.98	3.29
LFLHS0400AXV1	2.55	2.94	3.34	3.73	4.12
LFLHS0480AXV1	3.05	3.52	4.00	4.47	4.95
LFLHS0600AXV1	3.77	4.38	4.98	5.59	6.20

TD CORRECTION FACTOR

Capacity at different TD can be calculated using the correction factor given in the below table:

TD(K)	4.5	5	5.5	6	6.5	7	7.5	8	8.5	9	9.5
Correction Factor	0.64	0.71	0.79	0.86	0.93	1.00	1.07	1.14	1.21	1.29	1.36

SLIM UNIT COOLER



- + Low silhouette for efficient use of cold room space
- + Can be used with refrigerants R404A, R448A/R449A.
- + DX evaporator coil, with shredder valve soldered into suction line for ease of superheat measurement.
- + GI casing with pre-coated paint.
- + IP54 Axial fan with moisture proof protected and built in thermal overload.
- + Pre-fixed heaters for defrosting
- + Pre-fixed wiring to fan motor.



SLIM UNIT COOLER

LOW TEMPERATURE

	Model	LFSLHS0200AXV1	LFSLHS0300AXV1
Capacity	kW	2	3
Sound Pressure Level	dB(A)	60	60
General	Power supply (V/Ph/Hz)	220 - 240/1/50	220 - 240/1/50
	Size L/W/H (mm/mm/mm)	1381 x 510 x 238	1981 x 510 x 238
	Weight (kg)	27	35
	Room Temperature (°C)	-13 ~ -28	-13 ~ -28
	Max operating pressure (Bar)	25	25
Fan	Fan Size (mm x Qty)	315 x 1	315 x 1
	Air Flow (m³/h)	1600	1500
	Fan Speed (rpm)	1350	1350
	Running current (A)	0.41	0.41
	Power Consumption (W)	92	92
Air Throw	Distance (m)	7	7
Heater	Quantity	1	1
	Power Consumption (W)	1300	2000
Connection Pipe Size (OD)	Outlet (mm)	15.88	19.05
	Inlet (mm)	12.7	12.7
	Drain pipe	1" - 14UNF	1" - 14UNF

* Capacity based on running condition of R404A at T_{air in} = -18 °C, Evaporating temperature, T_e = -25°C, TD = 7K, TD = Temperature Difference = T_{air in} - T_e
* Sound Pressure Level is measured at 1m away from the unit, inside Anechoic sound room.

PERFORMANCE DATA

R404A/R448A/R449A

<div>TE</div>	-35	-30	-25	-20
Model				
LFSLHS0200AXV1	1.57	1.74	2	2.4
LFSLHS0300AXV1	2.34	2.67	3	3.33

* DT1 = 8K
DT1 = Air inlet temperature (Ta) - Evaporating temperature at the outlet (Te)

TD CORRECTION FACTOR

Capacity at different TD can be calculated using the correction factor given in the below table:

TD(K)	4.5	5	5.5	6	6.5	7	7.5	8	8.5	9	9.5
Correction Factor	0.64	0.71	0.79	0.86	0.93	1	1.07	1.14	1.21	1.29	1.36

Warning

- Ask a qualified installer or contractor to install this product. Do not try to install the product yourself. Improper installation can result in water or refrigerant leakage, electrical shock, fire or explosion.
- Use only those parts and accessories supplied or specified by Daikin. Ask a qualified installer or contractor to install those parts and accessories. Use of unauthorized parts and accessories or improper installation of parts and accessories can result in water or refrigerant leakage, electrical shock, fire or explosion.
- Read the user's manual carefully before using this product. The user's manual provides important safety instructions and warnings. Be sure to follow these instructions and warnings.

If you have any enquiries, please contact your local importer, distributor and/or retailer.

Cautions on product corrosion

1. Units should not be installed in areas where corrosive gases, such as acid gas or alkaline gas, are produced.
2. If the outdoor unit is to be installed close to the seashore, direct exposure to the sea breeze should be avoided. If you need to install the outdoor unit close to the seashore, contact your local distributor.



Daikin Applied (Malaysia) Sdn Bhd
No 1, Jalan PJU 1A/5A, Ara Damansara,
47301 Petaling Jaya, Selangor, Malaysia.
Fax no: 603-77343745
Email: dapm@daikin.com.my

Website: <http://drm.daikinmalaysia.com>